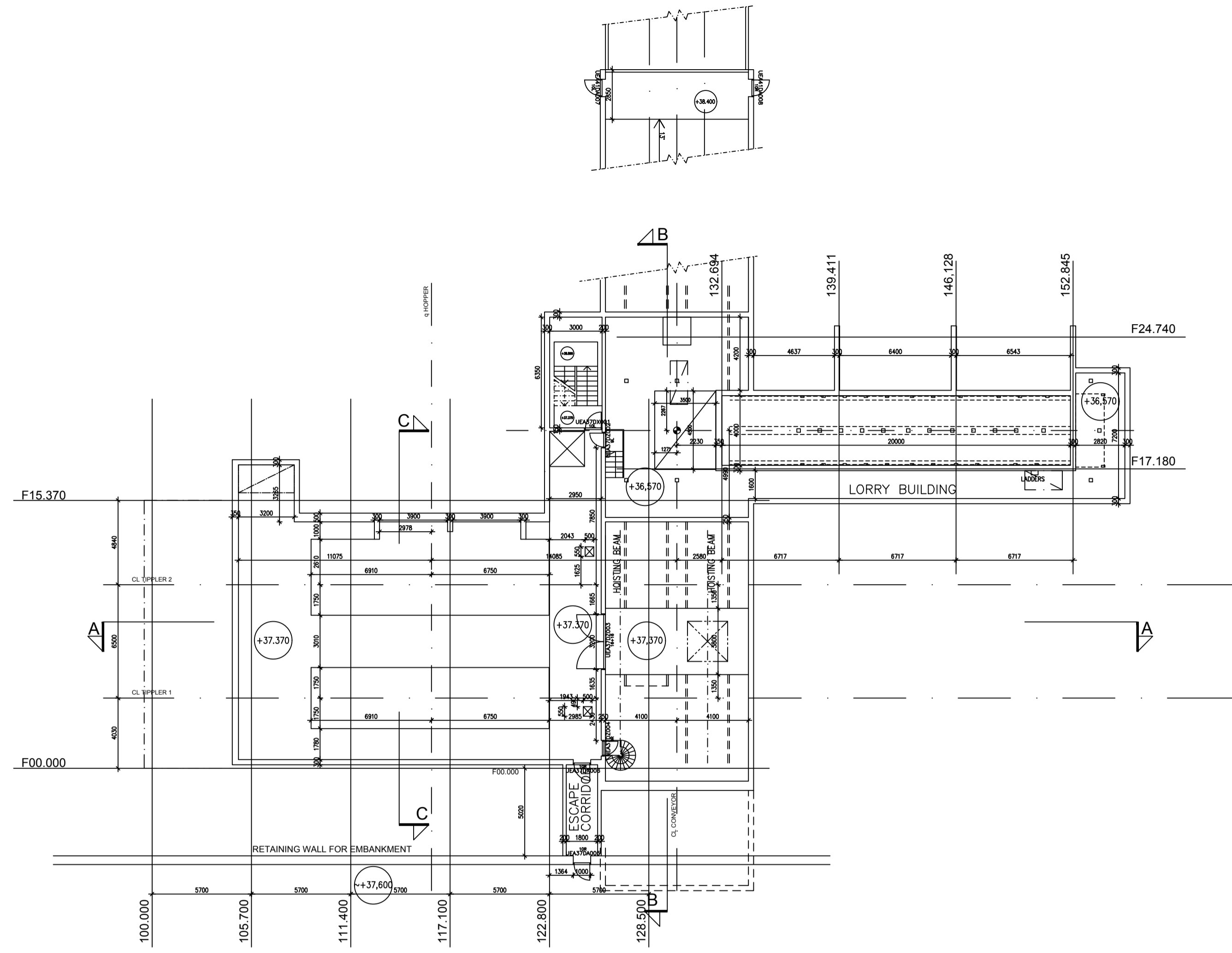
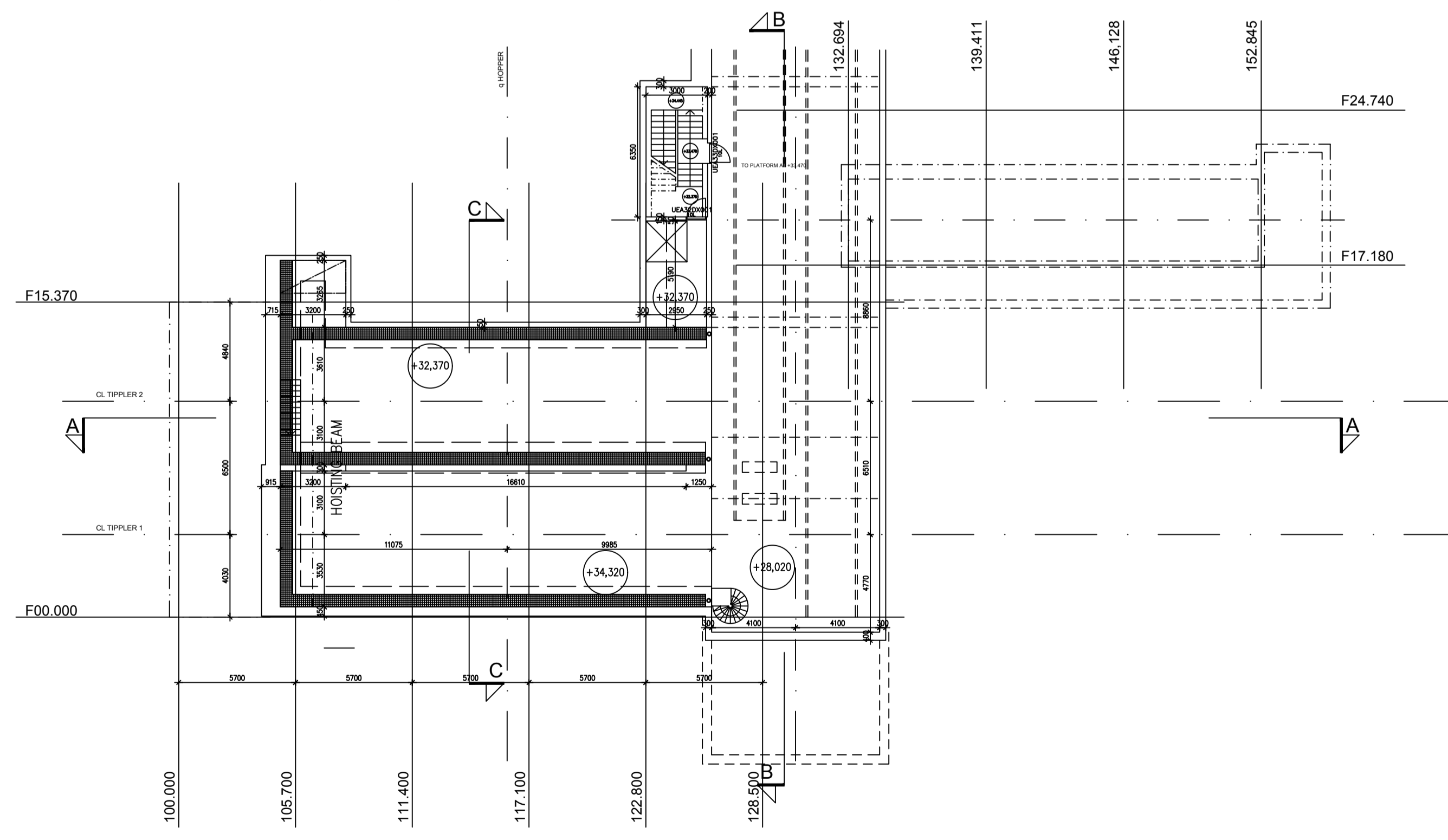


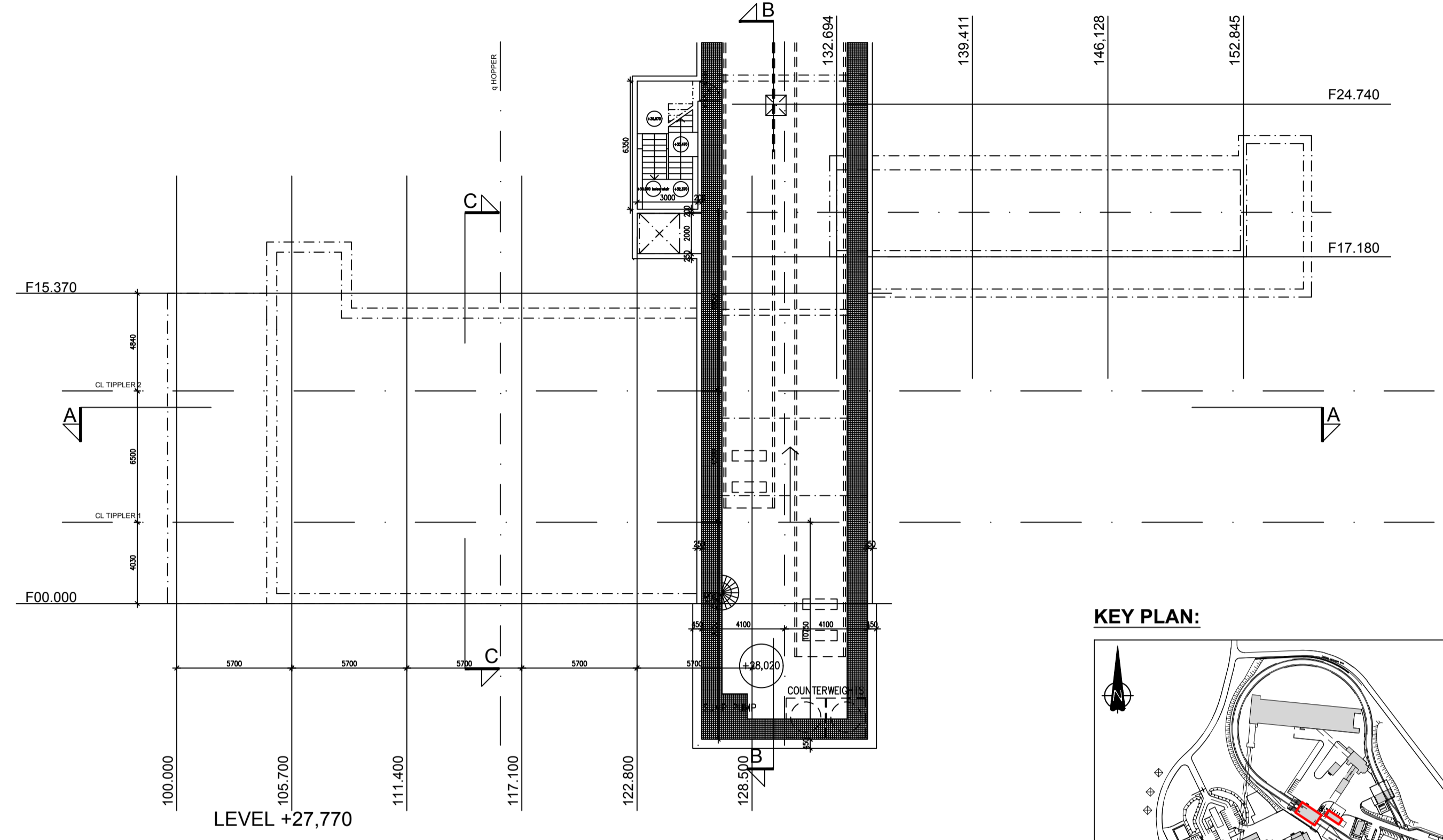
NOTE:
 1. DETAILS OF ROOF PLANS AS SHOWN @ 1:500 ON DRGS. QS-000206-01-D460-012 TO 014.
 2. FOR SECTIONS REFER TO DRG. QS-000206-01-D460-048.



LEVEL +36,320/+37,370

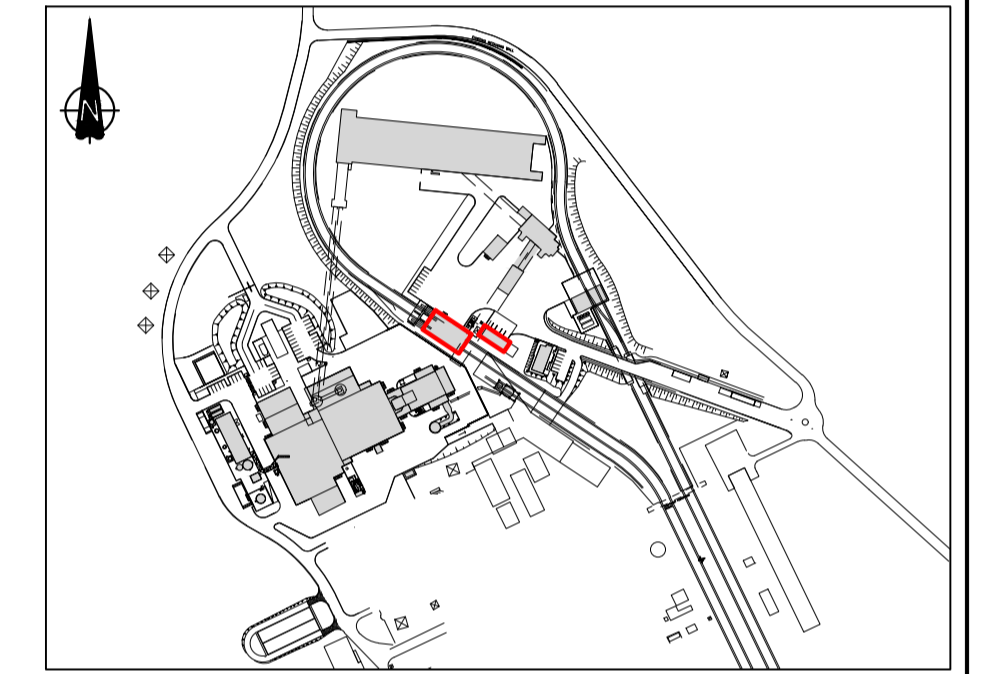


LEVEL +32,370 / +34,320



LEVEL +27,770

KEY PLAN:



| | | | | | |
|---|-------------|----------------------|---------------------|-------|-----|
| | | ESBI | | BnM | |
| REV | DATE | REVISION DESCRIPTION | DRN | VER | APP |
| 0 | 18.10.18 | ISSUED FOR PLANNING | SB | HOK | PK |
| | | | | | PN |
| | | | | | BH |
| COPYRIGHT © ESB INTERNATIONAL LIMITED ALL RIGHTS RESERVED. NO PART OF THIS WORK MAY BE MODIFIED, REPRODUCED OR COPIED IN ANY FORM OR BY ANY MEANS - GRAPHIC, ELECTRONIC OR MECHANICAL, INCLUDING PHOTOCOPYING, RECORDING, TYPING OR USED FOR ANY PURPOSE OTHER THAN ITS DESIGNATED PURPOSE, WITHOUT THE WRITTEN PERMISSION OF ESB ENGINEERING & FACILITY MANAGEMENT LTD. TRADING AS ESB INTERNATIONAL. | | | | | |
| PURPOSE OF ISSUE - PRELIMINARY UNLESS INDICATED | | | | | |
| CLIENT APPROVAL <input type="checkbox"/> PLANNING <input checked="" type="checkbox"/> TENDER <input type="checkbox"/> CONSTRUCTION <input type="checkbox"/> AS-BUILT <input type="checkbox"/> | | | | | |
| CLIENT: ESB | | | | | |
| PROJECT: WEST OFFALY POWER TRANSITION TO BIOMASS | | | | | |
| ENGINEER DESIGN | | | ENGINEER DESIGN | | |
| CONTRACT: WOP - TRANSITION TO BIOMASS | | | | | |
| DRAWING TITLE: EXISTING RAIL TIPPLER BUILDING & EXISTING LORRY UNLOADING BUILDING FLOOR PLANS AT LEVELS +36.320m, +32.370 & +27.770m | | | | | |
| PRODUCTION UNIT: CIVIL & ENVIRONMENTAL ENGINEERING | | | | | |
| One Dublin Airport Central, Dublin Airport, Cloughran, Co. Dublin Tel: 353 1 703 8000 Email: marketing@esbi.ie Web: www.esbinternational.ie ESB International is a trading name of ESB Engineering & Facility Management Ltd. Registered Office: as above Registered in Ireland No. 155249 | | | | | |
| PRODUCED | VERIFIED | APPROVED | APPROVAL DATE | | |
| KMcG | HOK | PK | 18.10.18 | | |
| CLIENT REF | NO. OF SHTS | SIZE | SCALE | | |
| | 1 | A1 | 1:200 | | |
| DRAWING NUMBER: QS-000206-01-D460-046 | | | | | |
| | | | | SHEET | REV |

NOTE:
 PLANS AND LAYOUT DRAWINGS SHOW PRINCIPLE FEATURES AND STRUCTURES OF THE SITE. AS WITH ALL INDUSTRIAL SITES, ON-GOING OPERATIONS AND MAINTENANCE OCCASIONALLY NECESSITATE THE TEMPORARY USE OF MODULAR UNITS SUCH AS PORTACABINS FOR WELFARE FACILITIES, STORAGE ETC. THEIR USE IS TYPICALLY SHORT-TERM, RELATED TO PARTICULAR ACTIVITIES AND DOES NOT CHANGE THE NATURE OR INTENSITY OF ACTIVITIES ON THE SITE.